

A Convenient Reduction of α -Amino Acids to 1,2-Amino Alcohols With Retention of Optical Purity

Sun-Hee Hwang, Mark A. Blaskovich* and Hwa-Ok Kim[#]

Molecumetics Ltd., 2023 120th Ave. NE., Bellevue, WA, 98005-2199, USA

Abstract: A convenient one-pot synthesis of 1,2-amino alcohols from α -amino acids with retention of optical purity by use of 1,1'-carbonyldiimidazole and sodium borohydride is described.

Keywords: Amino acid, 1,2-amino alcohol, carbonyl diimidazole, sodium borohydride, acid reduction.

INTRODUCTION

The conversion of α -amino acids into 1,2-amino alcohols provides access to a pool of useful chiral intermediates. Numerous methods have been developed for the reduction of unprotected [1-10] or *N*-protected [4,5,11-24] α -amino acids to the corresponding amino alcohols, including procedures in which the acid group is activated by conversion to a mixed anhydride [11-15], acid fluoride [18] or active ester [16,20-23], followed by reduction with sodium borohydride. We required a number of amino alcohols as intermediates for peptidomimetic synthesis, but found the standard mixed anhydride method to be capricious in our hands. Other methods required reagents that are difficult to handle, hazardous and/or expensive. We envisioned that modification of the activation step by employing 1,1'-carbonyldiimidazole (CDI) as the activation reagent would provide a convenient and inexpensive route to the desired product (see Scheme 1). The use of CDI is well known for the formation of esters [25], amides [26-28], and C-C bonds [29-31] *via* an imidazolide amide intermediate. However, reduction of the imidazolide amide to afford 1,2-amino alcohols [24] has not been thoroughly studied.

RESULTS AND DISCUSSION

Evaluation of a number of reaction conditions led to a convenient one-pot reaction sequence consisting of CDI activation of the *N*-protected amino acid in THF for 10 minutes at room temperature, followed by addition of a solution of sodium borohydride in water at 0° C. The solution was acidified after 30 minutes and extracted with ethyl acetate. Product of sufficient purity (>95% by HPLC) for further reaction was obtained by simply passing the dried ethyl acetate extracts over a pad of silica gel, followed by solvent removal.

The CDI activation / sodium borohydride reduction procedure was applied to a variety of α -amino acids as shown in Table 1. All of the substrates studied provided good to excel-

lent chemical yields of the amino alcohol products. Several additional types of acid substrates were also successfully reduced to the alcohols 3-6 (see Fig. 2), including amino acid substrates attached to a solid support *via* their amino group, and a diacid monomethyl ester. For all products, LC-MS analysis showed the correct mass with >95% purity. ¹H NMR spectra were in good agreement with the spectra of commercially available samples (when available).

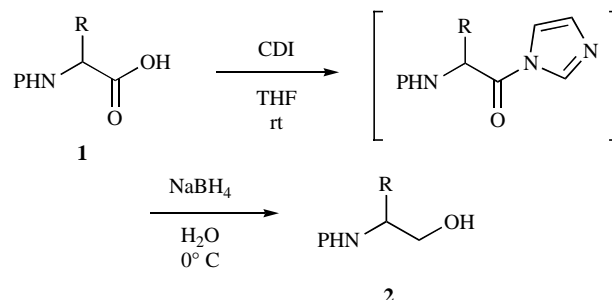


Fig. (1). Reduction of α -amino acids *via* CDI activation.

We considered it critical to establish that no racemization was occurring during the reduction sequence, especially as this parameter is often not assessed in other literature procedures. Comparison of optical rotation values with literature values can be unreliable, as trace impurities present in the unpurified products can affect the measured values. Instead, we analyzed a number of the enantiomeric sets of crude products on a chiral HPLC column (see Fig. 3 for 2 examples; the enantiomeric pairs derived from L- and D-Val, -Nva, -Nle and -Cha were also examined). The amino alcohols all possessed >99% ee with one exception, the alcohol derived from Fmoc-D-Lys(Boc) (>97.8% ee). Analysis of the latter crude compound was complicated by the presence of impurities near the retention time of the minor enantiomer (see Fig. 3f).

In summary, we have developed an efficient and mild one-pot synthetic method for the rapid preparation of 1,2-amino alcohols from α -amino acids with excellent yields. The key features of the procedure are the short reaction time, easy work up, lack of racemization, and compatibility with a variety of amino and ester protecting groups. The reaction is amenable to large-scale conversions (up to 10g in our hands)

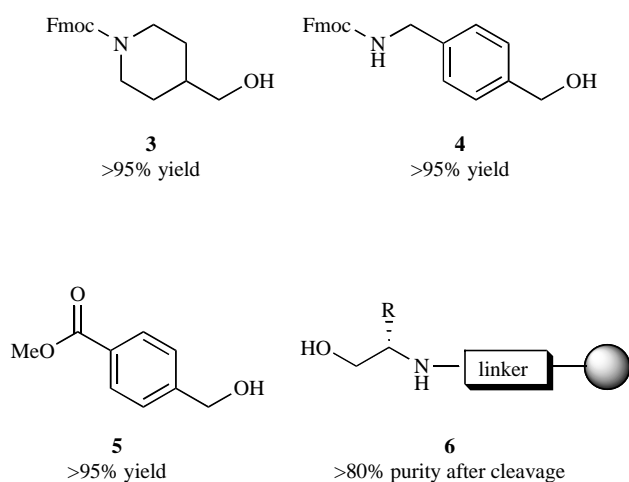
*Address correspondence to this author at the Mimetica Pty. Limited, Institute for Molecular Bioscience, University of Queensland, 306 Carmody Road, St. Lucia, QLD 4072, Australia; Tel: 61-7-33462981; Fax: 61-7-3346-2998; E-mail: m.blaskovich@mimetica.com.au

[#]Current address: Korea Institute of Science and Technology Information, 66 Hoegiro, Dongdaemoon-gu, Seoul 130-741, Korea

Table 1. Yields of Amino Alcohols from α -Amino Acids

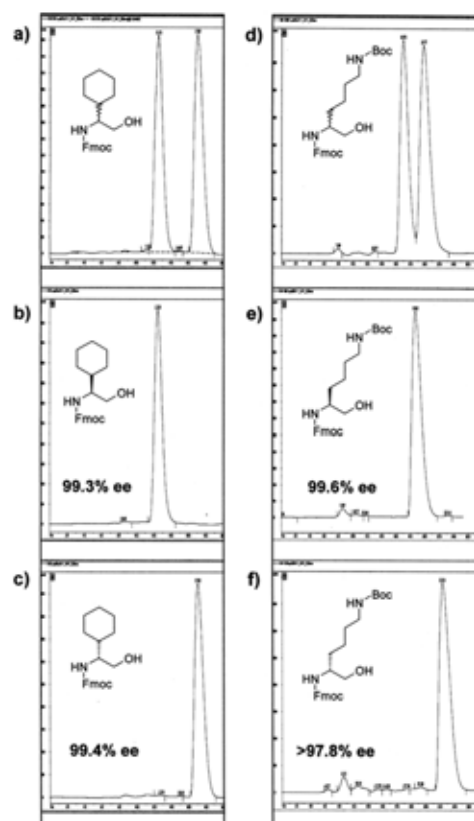
Amino acid	Amino Alcohol Yield (%)	Amino acid	Amino Alcohol Yield (%)
Fmoc-L-Ala-OH	98	Fmoc-L-Cha-OH	>95
Fmoc-L-Val-OH	94	Fmoc-D-Cha-OH	>95
Fmoc-D-Val-OH	91	Fmoc-L-Phe-OH	>95
Fmoc-L-Nva-OH	99	Fmoc-L-homoPhe-OH	93
Fmoc-D-Nva-OH	93	Fmoc-L-3'-NO ₂ -Tyr-OH	91
Fmoc-L-Ile-OH	100	Fmoc-L-Lys(Boc)-OH	88
Fmoc-D-Ile-OH	>98	Fmoc-D-Lys(Boc)-OH	91
Fmoc-D-Leu-OH	100	Boc-L-Lys(Fmoc)-OH	91
Fmoc-L-Nle-OH	99	Fmoc-L-Orn(Boc)-OH	90
Fmoc-D-Nle-OH	96	Boc-L-Dap(Fmoc)-OH	93
Fmoc-L-Tle-OH	98	Fmoc-L-Asp(OtBu)-OH	>95
Fmoc-L-homoLeu-OH	89	Fmoc-L-Glu(OtBu)-OH	>95
Fmoc-L-Chg-OH	96	Fmoc-L-Pro-OH	61
Fmoc-D-Chg-OH	97	-	-

as the reagents involved are easy to handle and relatively non-hazardous.

**Fig. (2).** Additional alcohol products obtained by acid reduction.

EXPERIMENTAL SECTION

The typical reaction procedure is as follows: To a stirred solution of Fmoc-L-Lys(Boc)-OH (1.4 g, 3 mmol) in THF (10 mL) was added CDI (650 mg, 4 mmol) at rt. After 10 min, the solution was cooled to 0 °C and a solution of NaBH₄ (190 mg, 5 mmol) in H₂O (5 mL) was added in one portion. The solution was then stirred for 30 min. To this was added 1N HCl (50 mL) and the solution was extracted with EtOAc (2 x 200 mL). The combined extracts were washed with sat. NaHCO₃ (50 mL), brine (50 mL), dried (MgSO₄), and passed through a short pad of silica gel to provide a white solid (1.20 g, 88 %). MS; ES⁺ m/z 455 (M+H⁺).

**Fig. (3).** Analysis of optical purity of 1,2-amino alcohol crude products (25 cm ChiralcelODR column, 0.5 ml/min).

a) 1:1 mixture of crude Fmoc-L- and -D-cyclohexylglycinol. b) crude Fmoc-L-cyclohexylglycinol. c) crude Fmoc-D-cyclohexylglycinol. d) 1:1 mixture of crude N^α-Fmoc, N^ε-Boc-L- and -D-lysinoil. e) crude N^α-Fmoc, N^ε-Boc-L-lysinoil. f) crude N^α-Fmoc, N^ε-Boc-D-lysinoil.

ACKNOWLEDGEMENTS

The authors thank Ken Farber for chiral HPLC analyses.

ABBREVIATIONS

Ala	=	alanine
Asp	=	aspartic acid
CDI	=	1,1'-carbonyldiimidazole
Cha	=	cyclohexylalanine
Chg	=	cyclohexylglycine
Dap	=	1,3-diaminopropionic acid
Glu	=	glutamic acid
homoLeu	=	homoleucine
homoPhe	=	homophenylalanine
Ile	=	isoleucine
Leu	=	leucine
Lys	=	lysine
Nle	=	norleucine
3'-NO ₂ -Tyr	=	ortho-nitrotyrosine
Orn	=	ornithine
Pro	=	proline
Tle	=	tert-butylleucine
Val	=	valine

REFERENCES

- [1] Pridgen, L.N.; Prol Jr., J.; Alexander, B.; Gillyard, L. *J. Org. Chem.*, **1989**, *54*, 3231 (BF₃.OEt, BH₃.SMe₂).
- [2] Giannis, A.; Sandhoff, K. *Angew. Chem. Int. Ed. Engl.*, **1989**, *28*, 218 (LiBH₄/TMSCl).
- [3] Gage, J.R.; Evans, D.A. *Org. Synth.*, **1989**, *68*, 77 (BF₃.Et₂O, BH₃.SMe₂).
- [4] Abiko, A.; Masamune, S. *Tetrahedron Lett.*, **1992**, *33*, 5517 (NaBH₄-H₂SO₄).
- [5] McKennon, M.J.; Meyers, A.I.; Drauz, K.; Schwarm, M. *J. Org. Chem.*, **1993**, *58*, 3568 (NaBH₄-I₂).
- [6] Narasimhan, S.; Madhavan, S.; Prasad, K.G. *Synth. Commun.*, **1996**, *26*, 703 (Zn(BH₄)₂).
- [7] Anand, R.C.; Vimal. *Tetrahedron Lett.*, **1998**, *39*, 917 (NaBH₄/LiCl/Amberlyst 15).
- [8] Quagliato, D.A.; Andrae, P.M.; Matelan, E.M. *J. Org. Chem.*, **2000**, *65*, 5037 (LiBH₄/TMSCl).
- [9] García, M.; Serra, A.; Rubiralta, M.; Diez, A.; Segarra, V.; Lozoya, E.; Ryder, H.; Palacios, J.M. *Tetrahedron: Asymm.*, **2000**, *11*, 991 (BEt₃, BH₃.THF).
- [10] Narasimhan, S.; Balakumar, R. *Synth. Commun.*, **2000**, *30*, 4387 (Zr(BH₄)₄).
- [11] Kokotos, G. *Synthesis*, **1990**, 299 (EtOCOCi/NMM, NaBH₄).
- [12] Rodriguez, M.; Llinares, M.; Doulut, S.; Heitz, A.; Martinez, J. *Tetrahedron Lett.*, **1991**, *32*, 923 (iBuOCOCi/NMM, NaBH₄).
- [13] Moree, W.; Van der Marel, G. A.; Liskamp, R. M. J. *Tetrahedron Lett.*, **1992**, *33*, 6389 (EtOCOCi/Et₃N, NaBH₄).
- [14] Ho, M.; Chung, J. K. K.; Tang, N. *Tetrahedron Lett.*, **1993**, *34*, 6513 (iBuOCOCi/Et₃N, NaBH₄).
- [15] Wei, Z. -Y.; Knaus, E. E. *J. Org. Chem.*, **1993**, *58*, 1586 (iBuOCOCi/Et₃N, NaBH₄).
- [16] Ouerfelli, O.; Ishida, M.; Shinozaki, H.; Nakanishi, K. Ohfun, Y. *Synlett*, **1993**, 409 (DCC/N-Hydroxysuccinimide, NaBH₄).
- [17] Ravikumar, K.S.; Chandrasekaran, S. *J. Org. Chem.*, **1996**, *61*, 826 (TiBH₄(OiPr)₂).
- [18] Kokotos, G.; Noula, C. *J. Org. Chem.*, **1996**, *61*, 6994 (cyanuric fluoride, NaBH₄).
- [19] Falorni, M.; Giacomelli, G.; Procheddu, A.; Taddei, M. *J. Org. Chem.*, **1999**, *64*, 8962 (2-Cl-4,6-(MeO)₂-[1,3,5]triazine/NMM, H₂-Pd/C).
- [20] McGeary, R. P. *Tetrahedron Lett.*, **1998**, *39*, 3319 (BOP/DIPEA, NaBH₄).
- [21] Herbert, J. M.; Hewson, A. T.; Peace, J. E. *Synth. Commun.*, **1998**, *28*, 823 (DCC, LiBH₄).
- [22] Falorni, M.; Porcheddu, A.; Taddei, M. *Tetrahedron Lett.*, **1999**, *40*, 4395 (cyanuric chloride, NaBH₄).
- [23] Feng, X.; Edstrom, E.D. *Tetrahedron: Asymm.*, **1999**, *10*, 99 (DCC/N-Hydroxysuccinimide, NaBH₄).
- [24] Kim, H.-O.; Kahn, M. *Synlett*, **1999**, 1239 (CDI, NaBH₄).
- [25] Saha, A. K.; Schultz, P.; Rapoport, H. *J. Am. Chem. Soc.*, **1989**, *111*, 4856.
- [26] Skiles, J. W.; Fuchs, V.; Leonard, S. F. *Bioorg. Med. Chem. Lett.*, **1991**, *1*, 69.
- [27] Mickelsonm J. W.; Jacobson, E. J. *Tetrahedron Asymm.*, **1995**, *6*, 19.
- [28] Kim, H. -O.; Kahn, M. *Synlett*, **1995**, 549.
- [29] Gomez-Monterry, I.; Gonzalez-Muniz, R.; Herranz, R.; Gracia-Lopez, M. T. *Tetrahedron Lett.*, **1993**, *34*, 3593.
- [30] Schuda, P. F.; Greenlee, W. J.; Chakravarty, P. K.; Eskola, P. J. *Org. Chem.*, **1988**, *53*, 873.
- [31] Harris, B. D.; Bhat, K. L.; Joulie, M. M. *Tetrahedron Lett.*, **1987**, *26*, 2837.

Received: August 29, 2008

Revised: October 16, 2008

Accepted: October 16, 2008

© Hwang *et al.*; Licensee Bentham Open.

This is an open access article licensed under the terms of the Creative Commons Attribution Non-Commercial License (<http://creativecommons.org/licenses/by-nc/3.0/>) which permits unrestricted, non-commercial use, distribution and reproduction in any medium, provided the work is properly cited.